



SBLV65-12i (12V65Ah)



Applications

- Uninterruptable Power Supply (UPS)
- Electric Power System (EPS)
- Emergency backup power supply
- Emergency light
- Railway signal
- Alarm and security system
- Communication power supply
- DC power supply

Certificates



Conform to
IEC60896-21&22




Specifications

Nominal Voltage	12V	Nominal Oper. Temp. R.	20±3°C
Nominal Capacity	68Ah (C ₂₀ , 10.8V)	Cycle Use	Initial Charging Current less than 26.0A. Voltage 14.4V~14.7V at 20°C. Temperature Coefficient -30mV/°C
Approx. Weight	20.4kg	Standby Use	No limit on Initial Charging Current. Voltage 13.38V~13.8V at 20°C Temp. Temperature Coefficient -20mV/°C
Terminal	M6	Capacity affected by Temp.	40°C 103% 25°C 100% 0°C 86%
Container Material	ABS UL94 HB/UL94 V0	Self Discharge	SSB batteries may be stored for up to 6 months at 20°C and then a freshening charge is required. For higher temperatures the time interval will be shorter.
Rated Capacity (25°C)	68.0Ah/3.40A, 20hr, 10.8V 65.0Ah/6.50A, 10hr, 10.8V 55.0Ah/11.0A, 5hr, 10.5V 51.6Ah/17.2A, 3hr, 10.5V 45.1Ah/45.1A, 1hr, 9.6V	Life Expectancy	10-12 years according to EUROBAT
Max. Discharge Current	650A (5s)		
Internal Resistance / Impedance (1kHz)	Approx. 6.8mΩ		
Operating Temp. Range	Discharge: -20~50°C Charge: -10~50°C Storage: -20~50°C		

Dimensions

■ M6 Terminal

Unit: mm | Dimensions: 350 Length X 167 Width X 179 Height (179 Height incl. Terminal)





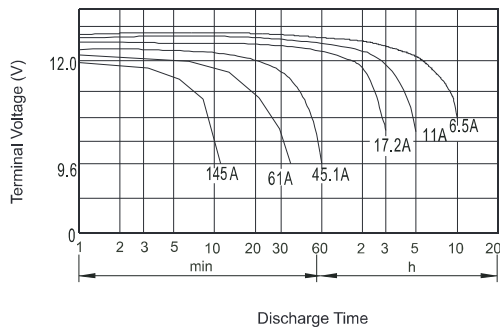
Constant Current Discharge (Amperes) at 20°C

End Point	5min	10min	15min	30min	1h	3h	5h	10h	20h
1.60V/cell	212	151	126	75.4	45.1	18.4	11.8	6.70	3.48
1.65V/cell	201	144	121	73.3	44.0	18	11.6	6.58	3.46
1.70V/cell	189	137	115	71.3	43.0	17.6	11.3	6.56	3.44
1.75V/cell	177	129	109	69.2	41.9	17.2	11.0	6.53	3.42
1.80V/cell	164	120	102	66.9	41.0	16.9	10.7	6.50	3.40

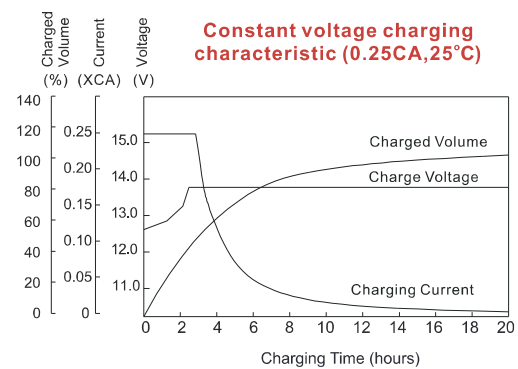
Constant Power Discharge (Watts/cell) at 20°C

End Point	5min	10min	15min	30min	45min	1h	2h	3h	5h
1.60V/cell	378	275	207	129	99.1	81.8	47.5	33.8	22.5
1.65V/cell	356	261	203	128	97.6	80.0	46.6	33.2	22.3
1.70V/cell	335	246	200	127	95.7	78.3	45.6	32.5	22.0
1.75V/cell	314	231	196	124	93.6	76.5	44.5	31.8	21.7
1.80V/cell	302	215	187	122	91.3	75.7	43.3	31.1	21.4

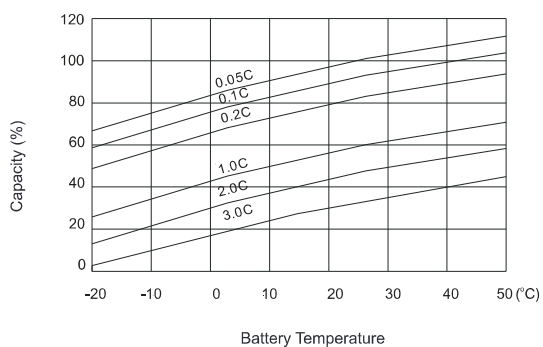
Discharge Characteristics



Float Charging Characteristics



Temperature Effects in Relation to Battery Capacity



Effect of Temperature on Long Term Float Life

